

Activities linked to wise and foolish builders

1. Put sand in a washing up bowl for children to play with. Include some stones, and some lego houses with blutack foundations. Add a watering can for children to act out the story.
2. Make a scroll of the story – lolly sticks, glue, story strips (see below)
3. Using laptop and monitor/tv, show youtube videos of story, looped to repeat. Suggested links: https://www.youtube.com/watch?v=CXWHLB1f6_U, <https://www.youtube.com/watch?v=I6S3cRVLMFQ>, <https://www.youtube.com/watch?v=kjoqMrFXx-k>.
4. Play with sand playdough
5. This story is about people who obey Jesus's teaching and those who don't. Play a game about following instructions, such as 'Simon says'.
6. Colouring
7. Have a prayer station with a bowl of stones, and the instructions (see below)

B
The rains came down, and
the floods came up,




The rains came down, and
the floods came up,



The rains came down, and
the floods came up,




And the house on the rock
stood still.



Glue C to D

F
The rains came down, and
the floods came up,



The rains came down, and
the floods came up,




The rains came down, and
the floods came up,




And the house on the
sand washed away.




The wise man built his
house upon the rock,



The wise man built his
house upon the rock,



The wise man built his
house upon the rock,



And the rains came
tumbling down.



Glue A to B

A

The foolish man built his
house upon the sand,



The foolish man built his
house upon the sand,



The foolish man built his
house upon the sand,



And the rains came
tumbling down.



Glue E to F

E

Sand Playdough Recipe

Materials

- 1 cup plain (all purpose) flour
- 1 cup sand
- 1/4 cup salt
- 1 tbsp cream of tartar
- 1 tbsp vegetable or baby oil
- 3/4 cup hot water.

Instructions

1. Place the flour, sand, salt and cream of tartar into a large bowl and mix with a fork.
2. Add the oil and water and mix well until the mixture forms a dough.
3. Knead the dough, adding more sand if needed, until the mixture is soft and squishy, but not sticky.

Notes

This sand playdough will keep in an airtight container for 2-4 weeks.



Prayer suggestions

Use one or more of the following suggestions to pray about this story:

1. Hold the stone in your hand and think about some of the things Jesus said about how we should live, (e.g. love each other, forgive those who upset or annoy you, pray about everything, trust God, don't worry, don't be afraid, etc.) Ask God to show you how to make these things the foundation in your life.



2. Maybe you are facing a storm in your life right now. Hold the stone in your hands and ask God to be your rock and to protect you from the storm.



3. Look at the poem that King David wrote to say thank you to God for being his rock. Write your own poem of praise to God for what he does for you.



4. Maybe you have been a bit like the foolish man and have done things that are not wise. Say sorry to God, thank him for forgiving you and ask him to help you start again with better foundations.



Psalm 18:1-3 (CEV)

David's song of thanks

I love you, LORD God,
and you make me strong.

²You are my mighty rock,
my fortress, my protector,
the rock where I am safe,
my shield,
my powerful weapon,
and my place of shelter.

³I praise you, LORD!
I prayed, and you rescued me.